

A SURVEY OF
REPUBLICAN
VOTERS IN
SOUTH CAROLINA

PRESENTED BY

STARBOARD
COMMUNICATIONS

February 3-5, 2026



Methodology

- **Starboard Communications** conducted a statewide survey of 403 likely Republican Primary voters in South Carolina.
- **Respondents were** randomly selected from registered voter files and were contacted by telephone using a combination of valid landline and cell phone listings.
- **Each respondent is** part of a representative sample based on current voter registration and participation data for primary history, race, age, gender, income, and geography.
- **The margin of error** for a survey of this type is $\pm 4.7\%$ in 19 out of 20 cases.
- **Field dates** were February 3-5, 2026.

Right Direction/Wrong Track

Over the past five years, do you think things in the country are going in the right direction or are things on the wrong track?



49%



35%

Right Direction/Wrong Track

Over the past five years, do you think things in South Carolina are going in the right direction or are things on the wrong track?

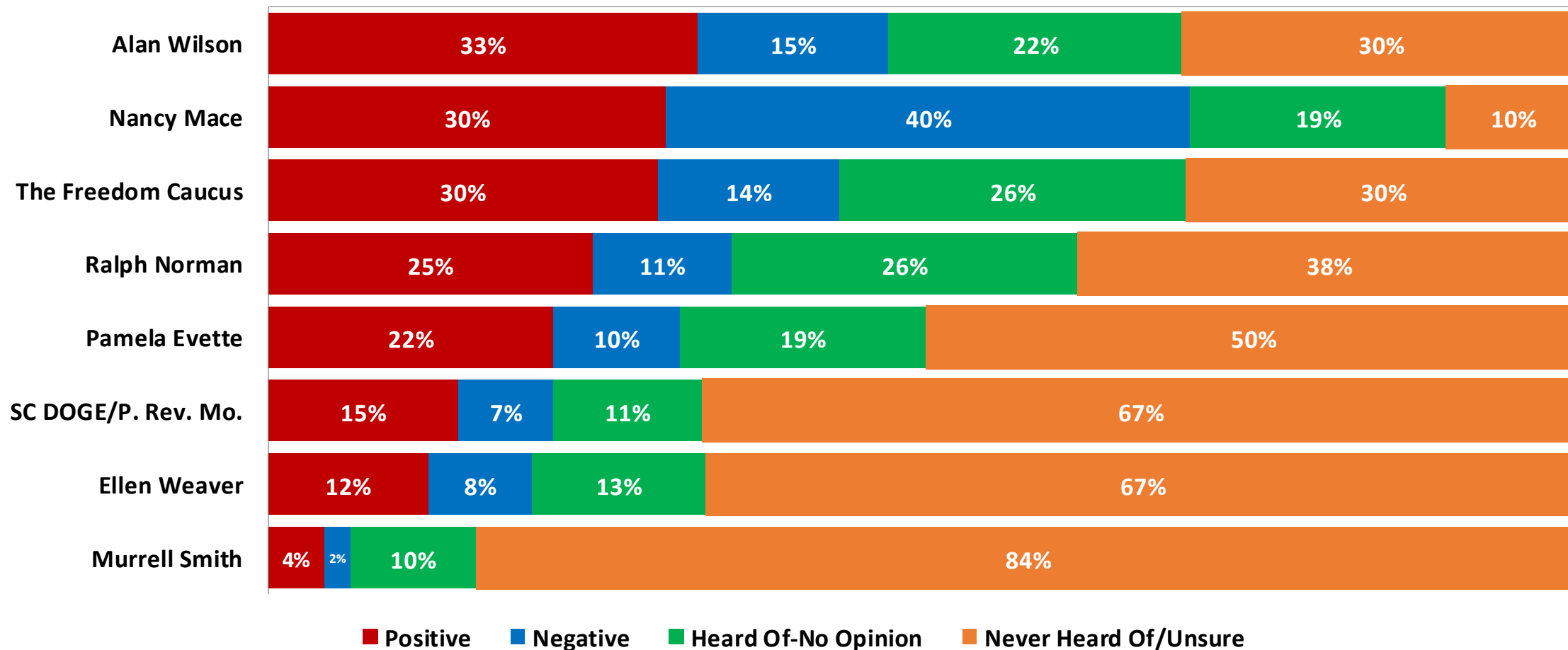


57%



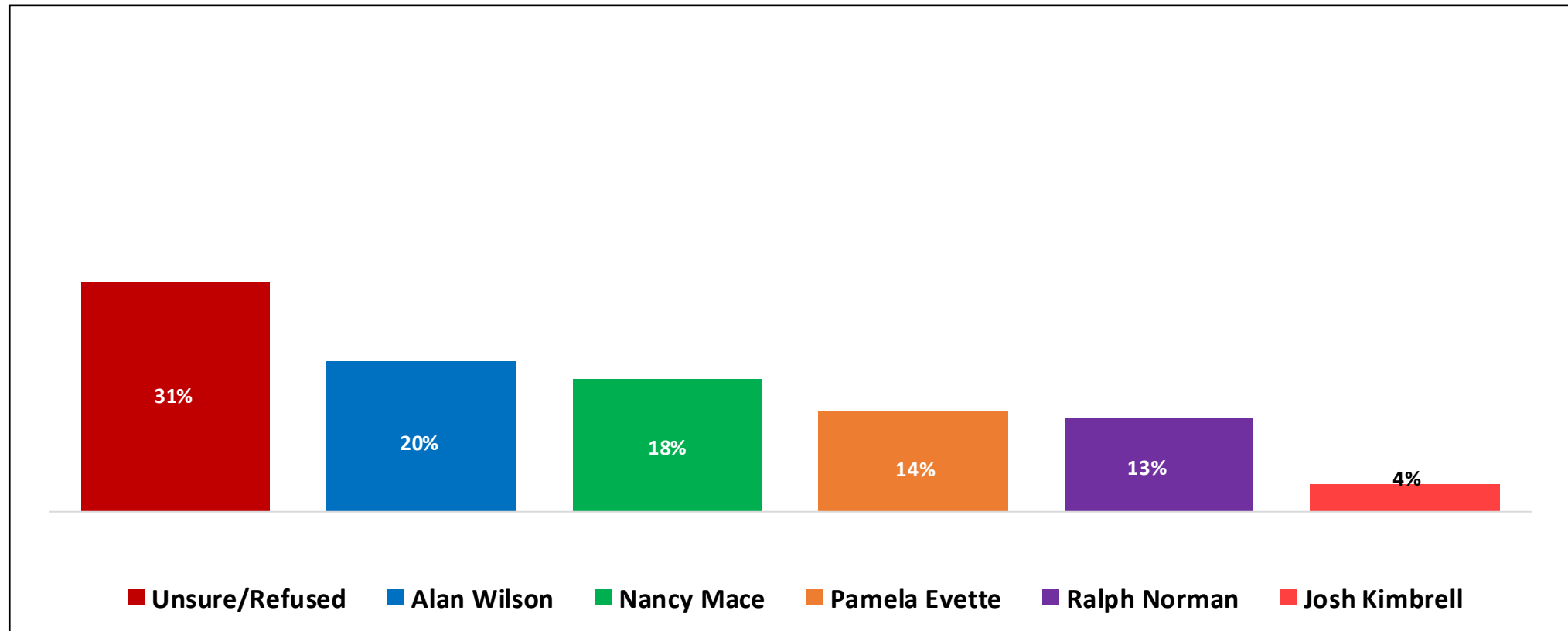
30%

Name Identification and Ratings



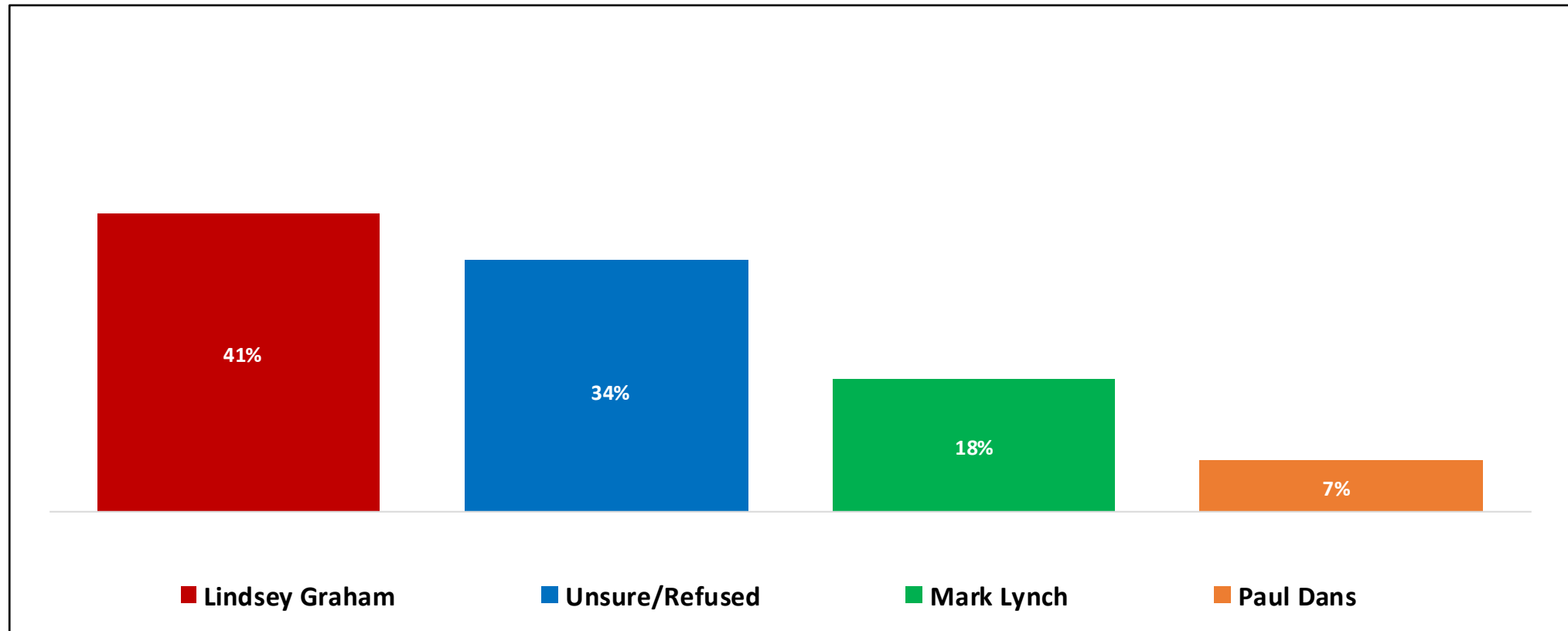
Republican Governor Primary

If the 2026 Republican Primary for Governor were held today, and your choices were the following, for whom would you vote for?

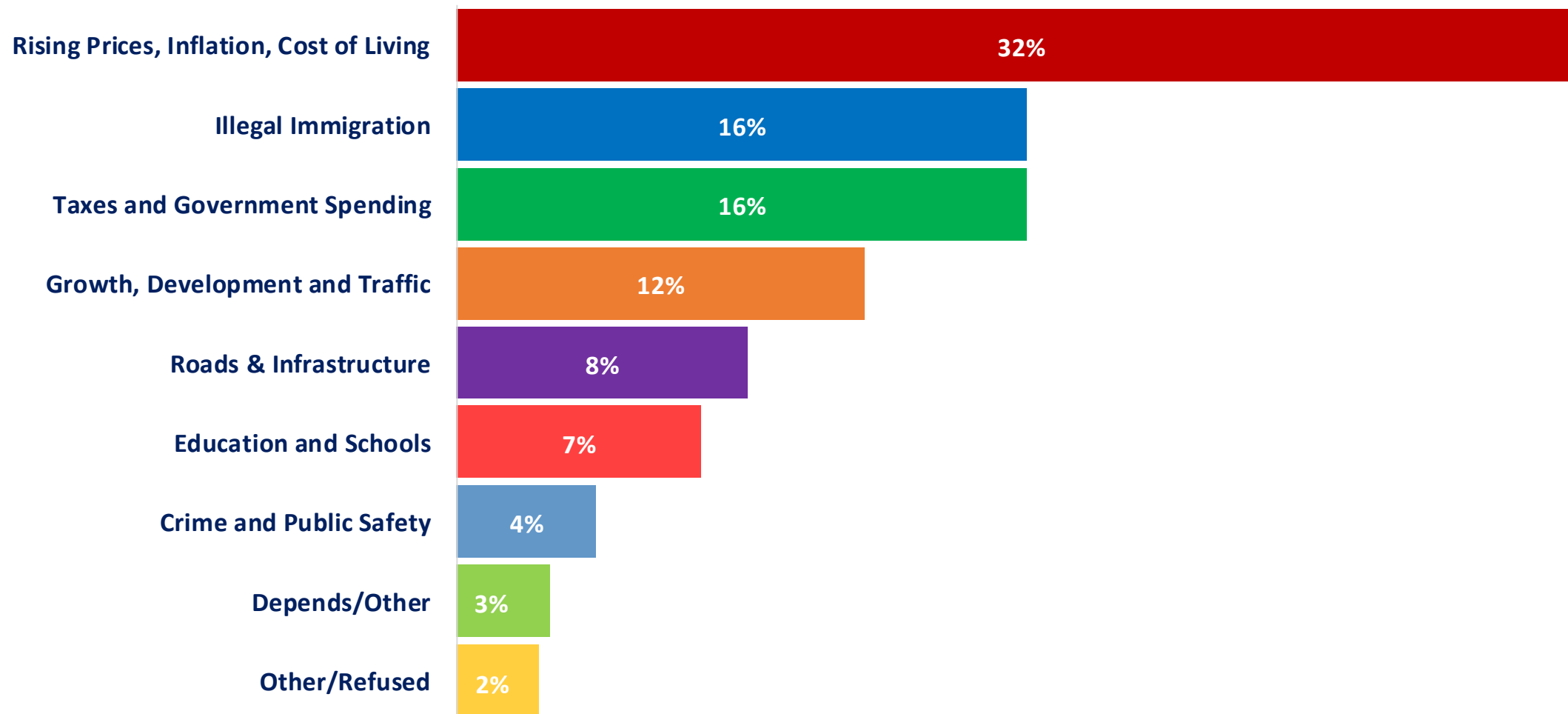


Republican Senate Primary

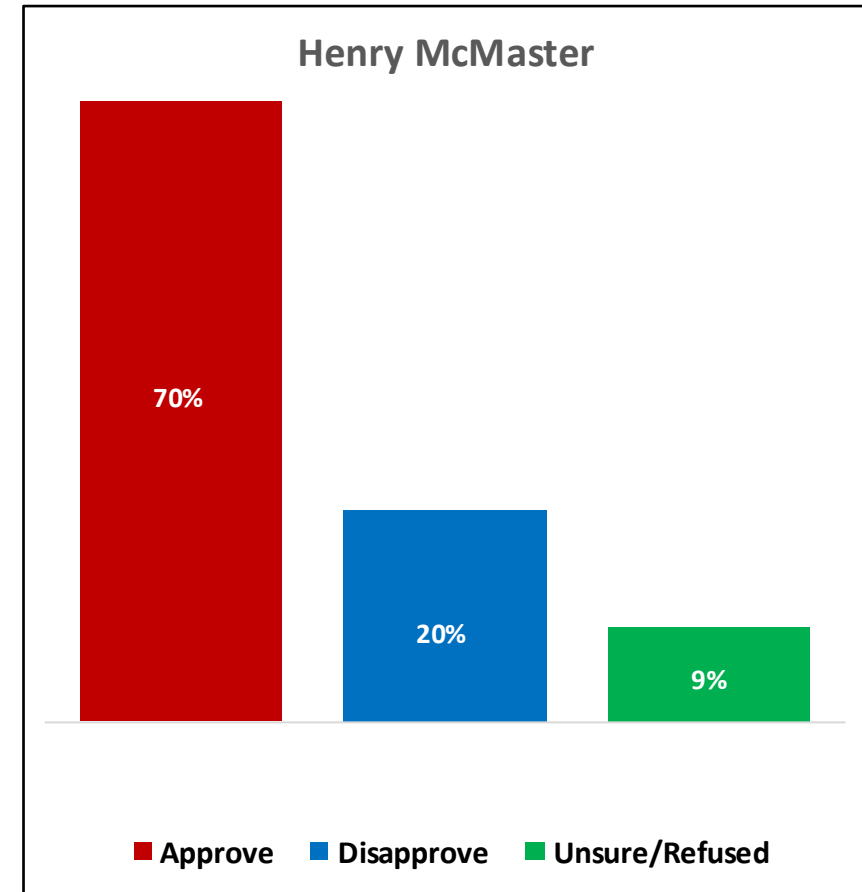
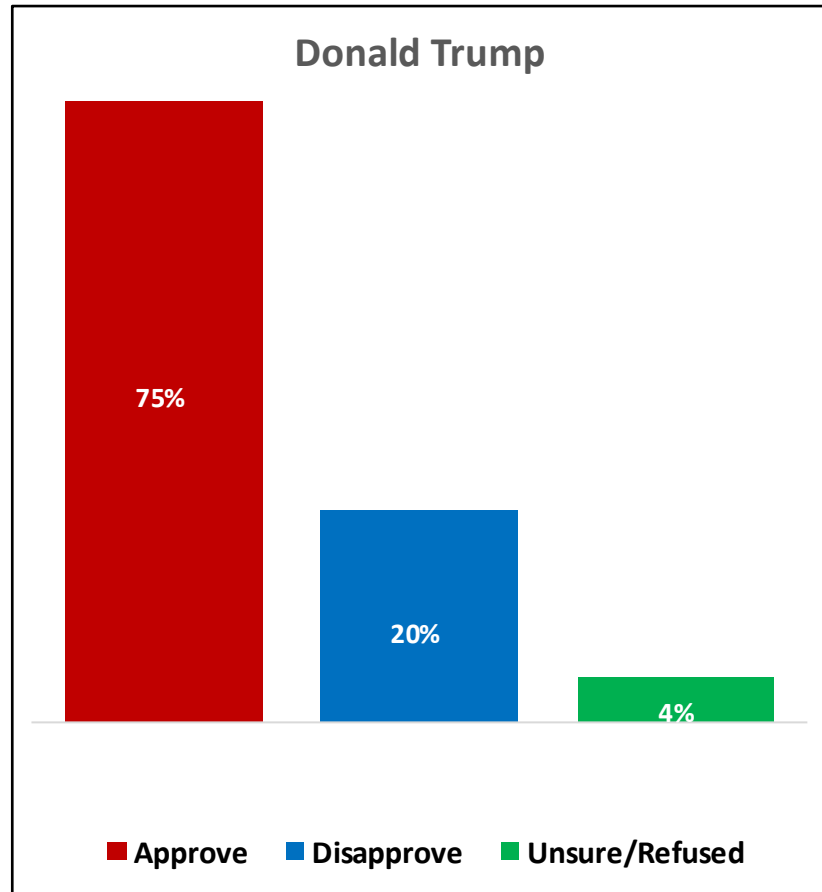
*If the 2026 Republican Primary for US Senate were held today,
and your choices were the following, for whom would you vote for?*



Most Important Issues

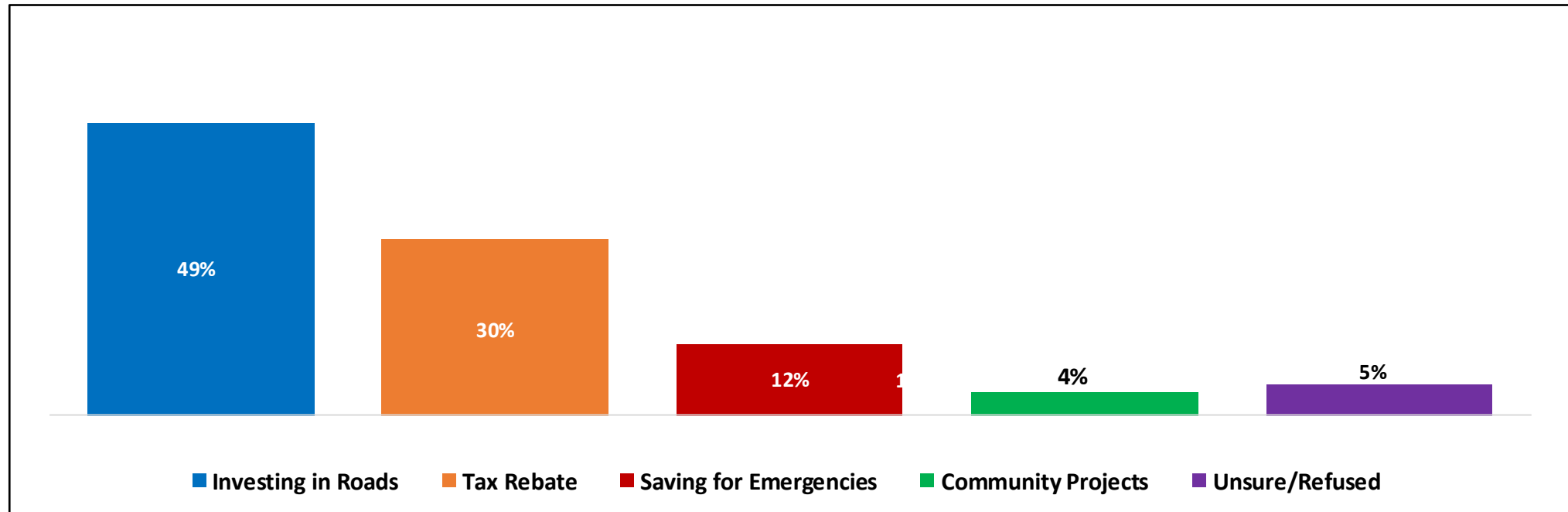


Job Approvals



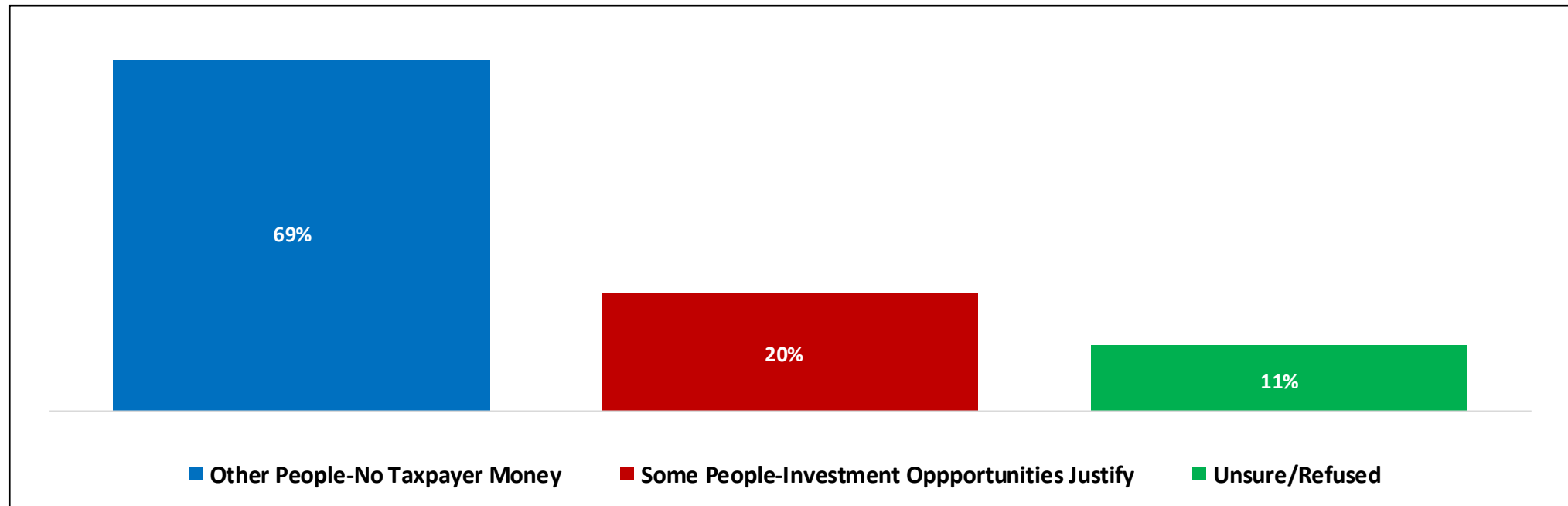
Allocating SC's Budget Surplus

This year, the State of South Carolina is expecting a budget surplus of more than two billion dollar. Which of the following do you support most... saving and investing this surplus in a reserve fund for future emergencies like hurricane or storm clean-up...or investing in roads, bridges, and other state infrastructure...or funding local and community projects like new parks...or returning those funds to taxpayers in the form of a one-time tax rebate?



Opinions on Taxpayer-Funded Development

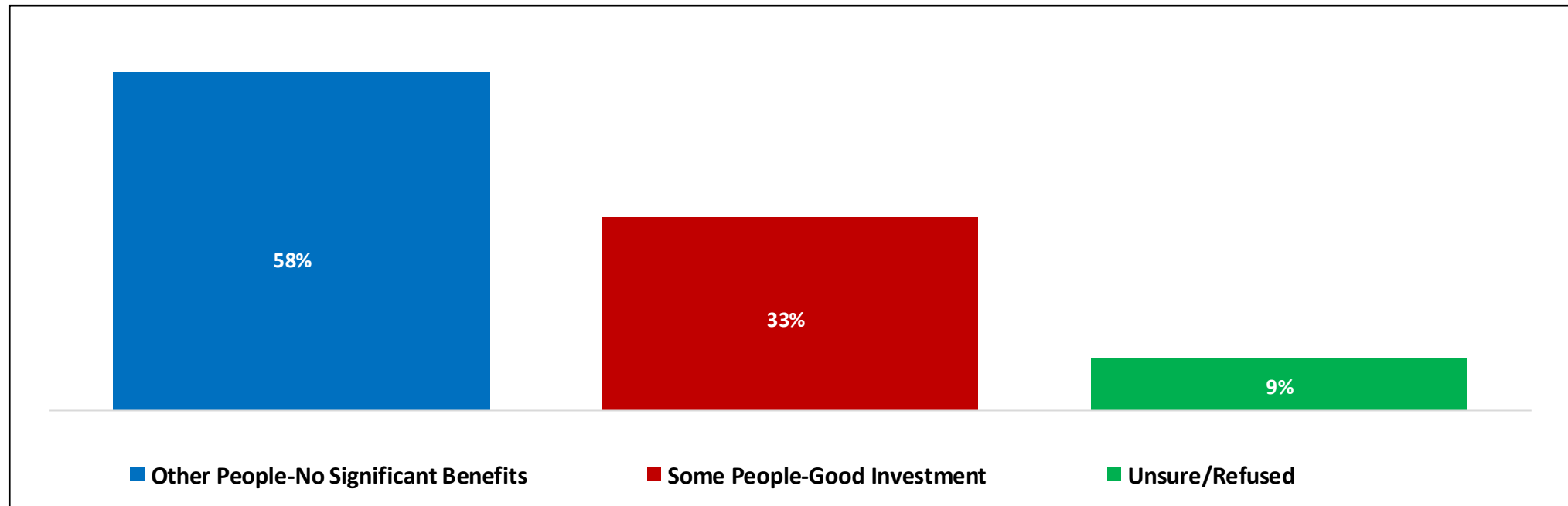
Some people say that jobs, economic growth, and long-term investment opportunities justify South Carolina continuing to use taxpayer dollars to support the economic development project tied to the new Scout Motors manufacturing plant. Other people say that private, for-profit company like Scout Motors should fund its own facilities and expansions, and government shouldn't spend taxpayer money on private business projects. Which comes closest to your opinion?



Opinions on Data Center Development

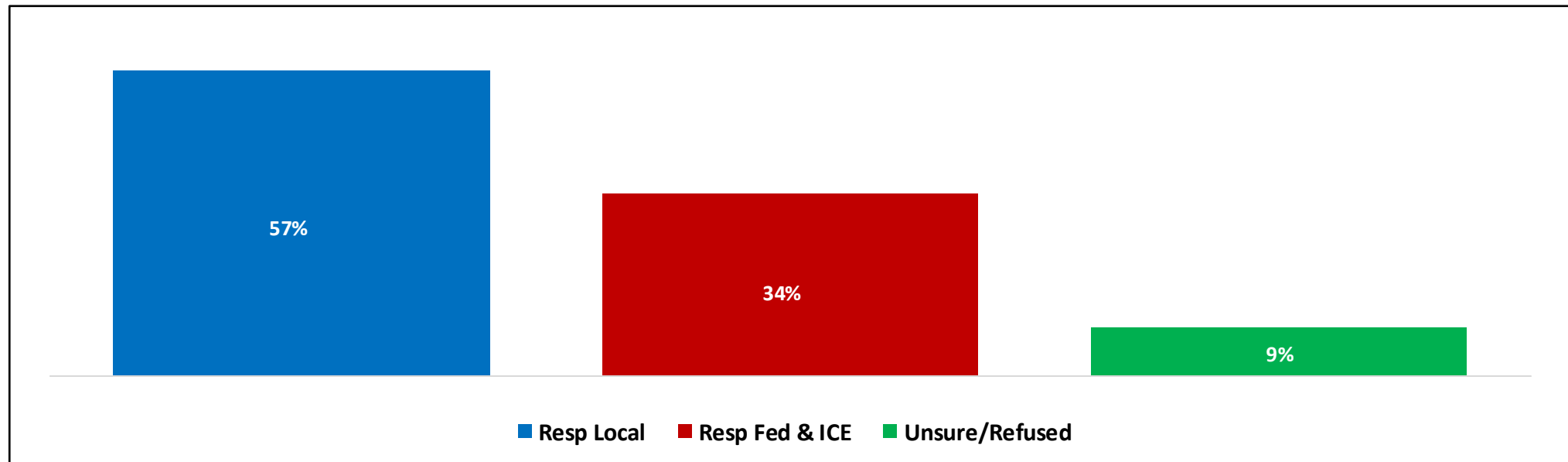
Some people say that South Carolina's efforts to attract and support data center investments... including tax incentives and infrastructure support... are good for our economy, create high-paying tech jobs, and make the state more competitive.

Other people say that these investments primarily benefit large corporations, can strain local infrastructure, and may not deliver significant benefits to average taxpayers. Which comes closest to your opinion?



Views on Federal Immigration Enforcement

Some people say that recent controversial federal immigration enforcement...like the recent deployment of ICE and other federal agents in Minnesota... are mostly the responsibility of local leadership and protestors who are disrupting operations. Other people say the responsibility of the deadly confrontations with protestors mostly lies with the federal government's ICE enforcement tactics, which they believe are excessively aggressive and need to be improved with more oversight. Which comes closer to your view?



		Republican Type					Income					Age					Gender		Geography							
	Total	Trump	Tradition.	Evang.	Econ./ Fiscal	Unsure/ Refused	<\$50k	\$50k-100k	>\$100k	Unsure	Refused	18 - 34	35 - 54	55 -64	65+	Refused	Male	Female	CD 1	CD 2	CD 3	CD 4	CD 5	CD 6	CD 7	
2026 Republican Gubernatorial Primary																										
Wilson	20%	28%	22%	16%	25%	7%	25%	23%	19%	33%	13%	14%	22%	22%	20%	0%	17%	24%	20%	40%	21%	10%	10%	38%	14%	
Evette	14%	13%	19%	12%	14%	5%	7%	9%	15%	33%	26%	0%	13%	13%	16%	0%	17%	11%	12%	14%	15%	19%	5%	10%	16%	
Mace	18%	25%	26%	17%	12%	5%	18%	27%	14%	0%	22%	14%	18%	19%	18%	25%	19%	17%	32%	14%	13%	13%	10%	19%	24%	
Norman	13%	15%	5%	33%	5%	10%	9%	10%	17%	0%	4%	43%	21%	11%	9%	0%	13%	13%	6%	5%	13%	15%	46%	0%	4%	
Kimbrell	4%	2%	4%	5%	3%	5%	0%	4%	5%	0%	4%	0%	4%	6%	3%	0%	5%	2%	2%	0%	6%	8%	5%	0%	2%	
Unsure/Refused	31%	18%	24%	17%	42%	68%	41%	27%	31%	33%	30%	29%	22%	29%	36%	75%	28%	34%	28%	26%	32%	35%	23%	33%	40%	
2026 Republican Senatorial Primary																										
Dans	7%	5%	4%	7%	9%	12%	7%	6%	8%	0%	0%	29%	7%	4%	7%	0%	10%	4%	14%	0%	9%	8%	0%	5%	8%	
Graham	41%	62%	46%	45%	25%	17%	50%	45%	36%	67%	35%	29%	29%	38%	48%	50%	38%	43%	36%	57%	34%	27%	49%	43%	44%	
Lynch	18%	18%	14%	29%	22%	5%	9%	23%	18%	0%	22%	29%	33%	17%	11%	0%	21%	15%	14%	5%	26%	33%	21%	19%	8%	
Unsure/Refused	34%	15%	36%	19%	45%	66%	34%	26%	37%	33%	43%	14%	31%	42%	33%	50%	31%	38%	36%	38%	30%	31%	31%	33%	40%	
Trump Job Approval																										
Approve	75%	98%	76%	91%	62%	39%	73%	79%	73%	67%	83%	43%	69%	79%	78%	75%	77%	73%	74%	74%	77%	71%	85%	67%	76%	
Disapprove	20%	0%	18%	9%	31%	56%	20%	17%	23%	33%	13%	43%	24%	18%	20%	0%	19%	22%	22%	19%	19%	25%	10%	29%	22%	
Unsure/Refused	4%	2%	6%	0%	8%	5%	7%	4%	4%	0%	4%	14%	7%	3%	3%	25%	3%	5%	4%	7%	4%	4%	5%	5%	2%	
McMaster Job Approval																										
Approve	70%	87%	78%	74%	66%	32%	70%	77%	66%	67%	74%	57%	57%	68%	78%	75%	75%	66%	76%	74%	72%	54%	74%	62%	76%	
Disapprove	20%	10%	15%	12%	23%	54%	18%	17%	24%	33%	13%	29%	38%	18%	14%	0%	17%	24%	10%	19%	23%	29%	18%	29%	20%	
Unsure/Refused	9%	3%	6%	14%	11%	15%	11%	6%	10%	0%	13%	14%	6%	14%	8%	25%	9%	10%	14%	7%	6%	17%	8%	10%	4%	
SC Budget Surplus																										
Save For Emergency	12%	7%	12%	9%	20%	12%	9%	19%	10%	33%	0%	14%	7%	15%	13%	0%	12%	12%	20%	21%	4%	10%	15%	10%	4%	
Invest In Roads	49%	51%	53%	47%	45%	51%	50%	41%	53%	67%	48%	57%	42%	49%	54%	0%	47%	51%	46%	45%	49%	44%	62%	38%	56%	
Community Projects	4%	0%	4%	3%	5%	10%	9%	4%	3%	0%	0%	0%	7%	1%	4%	0%	2%	6%	0%	10%	2%	6%	3%	10%	2%	
Tax Rebate	30%	36%	27%	40%	28%	15%	25%	28%	30%	0%	48%	29%	42%	31%	22%	75%	34%	26%	26%	14%	38%	40%	21%	38%	32%	
Unsure/Refused	5%	7%	5%	2%	3%	12%	7%	8%	4%	0%	4%	0%	3%	4%	7%	25%	5%	5%	8%	10%	8%	0%	0%	5%	6%	
SC Economic Development																										
Investment Opportunities	20%	15%	23%	14%	28%	20%	9%	22%	23%	0%	17%	29%	21%	18%	21%	0%	26%	14%	26%	29%	21%	10%	13%	38%	14%	
No Taxpayer Money	69%	74%	64%	79%	63%	63%	75%	71%	65%	100%	70%	71%	68%	69%	69%	50%	64%	74%	66%	67%	62%	83%	74%	52%	68%	
Unsure/Refused	11%	11%	13%	7%	9%	17%	16%	8%	12%	0%	13%	0%	11%	13%	10%	50%	10%	13%	8%	5%	17%	6%	13%	10%	18%	
SC Data Center Attraction																										
Good Investment	33%	33%	36%	33%	35%	24%	34%	31%	37%	0%	17%	14%	31%	36%	34%	25%	34%	32%	28%	40%	28%	23%	41%	43%	36%	
No Benefits	58%	62%	56%	52%	62%	59%	59%	55%	58%	100%	61%	71%	65%	61%	53%	50%	60%	57%	64%	50%	62%	67%	46%	57%	56%	
Unsure/Refused	9%	5%	8%	16%	3%	17%	7%	14%	5%	0%	22%	14%	4%	3%	14%	25%	6%	12%	8%	10%	9%	10%	13%	0%	8%	
ICE Action Responsibility																										
Local/Protestors	57%	72%	56%	69%	51%	29%	50%	60%	57%	67%	57%	43%	53%	65%	56%	50%	64%	51%	60%	55%	60%	48%	67%	52%	56%	
Govt/ICE	34%	23%	32%	19%	43%	61%	41%	35%	34%	33%	17%	43%	35%	25%	39%	0%	28%	40%	30%	36%	32%	35%	26%	48%	38%	
Unsure/Refused	9%	5%	12%	12%	6%	10%	9%	5%	8%	0%	26%	14%	13%	10%	5%	50%	9%	9%	10%	10%	8%	17%	8%	0%	6%	

Takeaways

- Unlike many surveys, this poll is not asking voters whether they like or oppose a single policy in the abstract. Instead, it is probing limits, thresholds, and conditions. That means the results should not be read as a mandate for action, but rather as a map of constraints.
- Republican voters are willing to tolerate many of these policies, but only within clearly defined limits.
- The tested threshold functions as a hard ceiling, not a starting point.
- Support depends on confidence that the line will hold.
- Expansion beyond the stated boundary risks loss of support.
- The data reflects risk management, not appetite for growth.
- This poll does not give permission to lawmakers to push aggressively. It does give them guidance on where the guardrails are, and how quickly voters will react if they think those guardrails are being tested.



For more information, please contact:

Walter Whetsell

803-730-9580 or walter@starboardsc.com